
















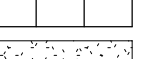


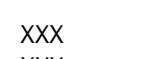


REFLECTED CEILING PLAN LEGEND

-  2x4 FLUORESCENT LIGHT FIXTURE
-  1x4 FLUORESCENT LIGHT FIXTURE
-  2x2 FLUORESCENT LIGHT FIXTURE
-  RECESSED CAN LIGHT
-  SURFACE MOUNTED LIGHT
-  TRACK LIGHTING
-  PENDANT LIGHT FIXTURE
-  WALL-HUNG COVE LIGHTING
-  WALL-HUNG SCONCE
-  EXIT LIGHT WITH DIRECTIONAL ARROW
-  EXIT LIGHT
-  FLUSH CEILING SPEAKER, REFER TO TECHNOLOGY DRAWINGS.
-  CEILING MOUNTED A.V. PROJECTOR, REFER TO TECHNOLOGY DRAWINGS.
-  CEILING MOUNTED PROJECTOR SCREEN, REFER TO TECHNOLOGY DRAWINGS.
-  RETURN AIR GRILLE
-  SUPPLY DIFFUSER
-  LINEAR DIFFUSER
-  LAY-IN ACOUSTICAL CEILING
-  GYPSUM BOARD CEILING OR SOFFIT
-  AREA NOT IN SCOPE OF WORK
-  ROOM NAME
ROOM NUMBER

NOTE: COORDINATE ARCHITECTURAL REFLECTED CEILING PLANS WITH THE MECHANICAL AND ELECTRICAL DRAWINGS FOR NUMBER, OF, AND LOCATIONS, OF, AND TYPES OF FIXTURES AND GRILLES. NOT ALL ITEMS SHOWN ON LEGEND MAY BE PRESENT IN PROJECT.

REFLECTED CEILING PLAN KEYNOTES

1. CEILING OPEN TO EXISTING STRUCTURE.
2. EXISTING CEILING TO REMAIN. PATCH AND REPAIR AS NEEDED.
3. EXISTING LIGHT FIXTURES TO REMAIN. PRESERVE AND PROTECT DURING CONSTRUCTION.
4. MAIN LOBBY LAYOUT PER SECOND FLOOR REFLECTED CEILING PLAN.
5. SLOPE CEILING CONSISTENT WITH RAMP BELOW.
6. GYPSUM BOARD BULKHEAD/SOFFIT PAINTED TO MATCH ADJACENT WALL.
7. EXISTING SOFFIT TO REMAIN. PRESERVE AND PROTECT DURING CONSTRUCTION.
8. GYPSUM BOARD ENTRY SOFFIT PAINTED PER FINISH SCHED.
9. ALIGN
10. VERTICAL OPERABLE WALL.
11. WALL-HUNG COVE LIGHT PER SCHED.
12. PROVIDE WALL MOUNTED WALL SCONCE. SEE ELEC. DWGS.
13. PROVIDE NEW PENDANT LIGHT FIXTURES. SEE ELEC. DWGS.
14. MATCH CEILING HEIGHT OF EXISTING ADJACENT CEILING.

General Notes

#	Date	Change Description
1	01/30/20	ADDENDUM 1
12		

DAVID A. CLARKE SCHOOL OF LAW
 UNIVERSITY OF THE DISTRICT OF COLUMBIA
 4200 CONNEMAR AVENUE, NW
 WASHINGTON, DC 20008-1122
 for UNIVERSITY OF THE DISTRICT OF COLUMBIA

MOODY-NOLAN
 responsive architecture
 5335 Wisconsin Ave. NW Phone: (202) 244-4199
 Suite 900 Fax: (202) 244-2997
 Washington, DC 20015 www.moodynolan.com

Dwg. Coord.: Author Tech. Coord.: Checker 11632.01

Fifth Floor RCP
 PERMIT SET - PHASE ONE

A205

01/17/2012

1 REFLECTED CEILING PLAN - FIFTH FLOOR
 1/8" = 1'-0"

