



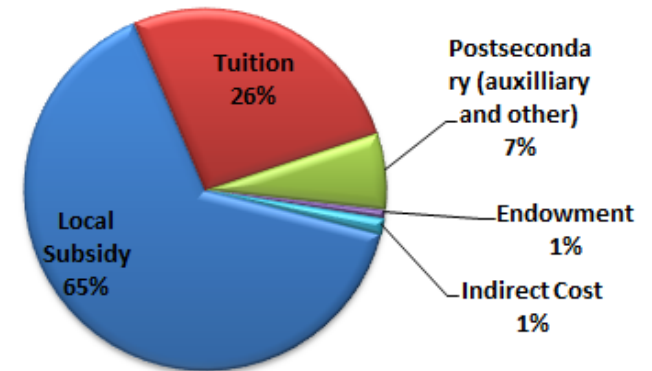
March 2014

FY2015 BUDGET DEVELOPMENT

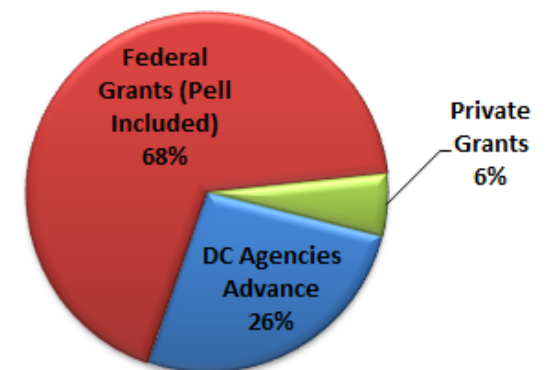
FY2015 BUDGET

Unrestricted Budget	FY2015
Local Subsidy	66,747,620
Tuition	27,221,794
Postsecondary (auxilliary and other)	7,000,000
Endowment	750,000
Indirect Cost	1,500,000
Total Unrestricted Budget	103,219,414
Restricted Budget	
DC Agencies Advance	12,057,000
Federal Grants (Pell Included)	31,021,361
Private Grants	2,522,137
Total Restricted Budget	45,600,498
Total Budget	148,819,912

FY15 Unrestricted Budget



FY15 Restricted Budget

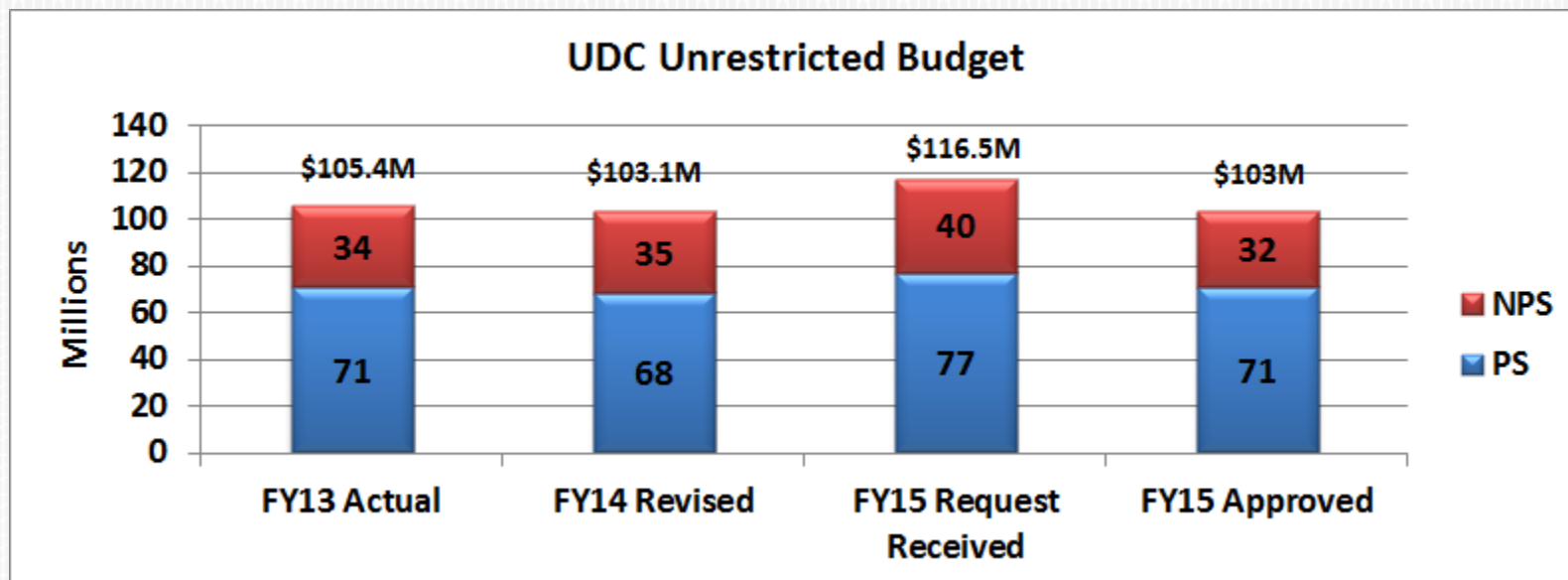


UNRESTRICTED BUDGET

BUDGET DEVELOPMENT PROCESS

- Finance team
- Departmental request and feedback
 - Schedule A
 - Historic spending level
 - Current year revised budget
 - Priority list
- Budget committee discussion and recommendation
- Presidential decision
- Presentation to Board of Trustees
- Council budget hearing

UNRESTRICTED BUDGET – PS VS NPS



UNRESTRICTED BUDGET BY DIVISION



	FY13 Actual	FY14 Revised Budget	FY15 Requested	FY15 Approved
Academic Affairs	42,238,460	40,314,085	46,099,011	41,973,046
Agency Financial Operations	3,449,855	3,499,613	3,527,692	3,243,234
Agency Management Programs	27,487,886	28,044,099	30,286,404	25,858,227
Community College	21,113,562	19,553,718	23,723,516	21,695,465
Executive Direction	1,302,325	1,301,015	1,386,097	1,269,324
Student Administrative Services	8,051,219	8,700,274	8,649,464	7,310,206
University's Communications	1,728,493	1,708,240	3,459,262	1,869,911
Total Budget	105,371,799	103,121,045	117,131,446	103,219,414

UNRESTRICTED PS BUDGET

- Current 616 filled positions salary & benefits (28%) are funded
- 3% COLA in FY15 is funded only for AFSCME. Other groups are not funded
- Adjunct and summer school is funded at 90% of requested level
- 62 Vacant positions are funded at 70% level
- 8 out of the 21 new positions request are partially funded
- \$189K Student Employment Program is funded
- Faculty & Chair COLA funded for FY14, not FY15

PS BUDGET BY DIVISION

	FY13 Actual	FY14 Revised Budget	FY15 Requested	FY15 Approved
PS				
Academic Affairs	37,765,094	35,579,039	40,603,923	37,905,966
Agency Financial Operation	3,329,361	3,268,755	3,405,686	3,198,146
Agency Management Program	9,301,286	9,125,039	10,613,286	9,667,521
Community College	12,232,426	12,643,851	14,225,012	13,051,066
Executive Direction	1,084,984	953,205	1,005,756	976,462
Student Administrative Services	5,988,589	5,899,580	5,037,688	4,828,585
University's Communication	1,449,778	965,605	2,187,562	1,285,419
Total PS	71,151,520	68,435,073	77,078,912	70,913,164

PS BY EMPLOYMENT TYPE

Type	FY15 PS	FY15 FTE
Staff	38,520,944	429
Adjunct	6,201,420	N/A
Faculty	26,001,801	257
Student Employee	189,000	N/A
Grand Total	70,913,164	686

CURRENT FILLED POSITIONS*

Division	FY15 PS Request	FY15 Funded PS	FTE
Academic Affairs	33,240,662	32,509,183	324
Agency Financial Operations	2,757,911	2,757,911	25
Agency Management Programs	8,621,550	8,469,228	96
Community College	9,387,502	9,170,617	108
Executive Direction	1,005,756	976,462	6
Student Administrative Services	4,490,478	4,395,548	50
University's Communications & Publ	1,246,057	1,221,799	7
Grand Total	60,749,916	59,500,749	616

- Adjunct is not included

ADJUNCT, ED TECH, & SUMMER SCHOOL

Division	FY15 PS Request	FY15 Funded PS
Academic Affairs	3,482,974	3,113,211
Community College	3,428,653	3,085,787
Student Administrative Services	2,691	2,422
Grand Total	6,914,317	6,201,420

- Adjunct, Ed Tech, and Summer School is funded at 90% of requested level

VACANT POSITIONS

Division	FY15 PS Request	FY15 Funded PS	FTE
Academic Affairs	3,236,249	2,283,572	29
Agency Financial Operations	647,775	440,235	6
Agency Management Programs	714,731	485,740	8
Community College	1,117,240	794,661	14
Executive Direction			
Student Administrative Services	355,518	241,614	5
University's Communications & Publ	93,612	63,620	1
Grand Total	6,165,125	4,309,442	62

- Vacancies are funded at 70% level
- Some vacant positions are currently being recruited and will be filled before FY15.

NEW POSITIONS - 1



Department	Title	PS Requested	FTE	Funded	Notes
IT	Network Administrator	109,395	1	76,500	funded with 20% benefits for 75% of FY15
IT	Programmer	141,570	1	132,000	funded with 20% benefits for 100% of FY15
IT	IT Security Officer/Specialist	122,265	1	114,000	funded with 20% benefits for 100% of FY15
IT	Help Desk	57,915	1		
IT	Chief Information Officer	225,225	1		
Subtotal		656,370	5	322,500	
Advancement	EXECUTIVE ASSISTANT	94,292	1		
Advancement	PROGRAM MANAGER	59,257	1		
Advancement	EXECUTIVE DIR - ADVANCEMENT	146,332	1		
Advancement	DIR - ALUMNI AFFAIRS	111,144	1	77,723	funded with 20% benefits for 75% of FY15
Advancement	DIR - MAJOR GIFTS	111,144	1		
Advancement	MAJOR GIFTS OFFICER	102,609	1		
Advancement	EXEC DIR - MKING & COMMUNI	146,332	1	102,330	funded with 20% benefits for 75% of FY15
Advancement	WRITER/EDITOR	76,784	1		
Subtotal		847,894	8	180,053	

NEW POSITIONS - 2



Department	Title	PS Requested	FTE	Funded	Notes
Procurement	CONTRACT SPECIALIST	123,270	1		
Procurement	CAPITAL PROCUREMENT SPECIALIST	152,489	1	90,000	funded at \$100K salary with 20% benefits for 75% of FY15
Procurement	CAPITAL PROCUREMENT SPECIALIST	152,489	1	60,000	funded at \$100K salary with 20% benefits for 50% of FY15
Procurement	CAPITAL PROCUREMENT SPECIALIST	152,489	1	60,000	funded at \$100K salary with 20% benefits for 50% of FY15
Procurement	Staff Assistant	39,897	1		
Subtotal		620,635	5	210,000	
CC	Dean of Administration	135,135	1		
CC	Desktop Support Technician	83,574	1		
CC	Budget Analyst/Contract Spec	72,909	1		
Subtotal		291,617	3	-	
Engineering	Associate Dean	154,440	1		
Engineering	Mission Shop Technician	64,350	1		
Engineering	Assistant Professor	84,299	1		
Engineering	Assistant/Assoc Professor	84,299	1		
Subtotal		387,387	4	-	
School of Law	INSTRUCTOR	80,438	1		
School of Law	OUTREACH COORDINATOR	80,438	1		
School of Law	LIBRARIAN	80,438	1		
Subtotal		241,313	3	-	
Total		3,045,215	28	712,553	

UNRESTRICTED NPS BUDGET

NPS

- Focused on high priority NPS request
- Fully funded the following:
 - Fixed cost including 801 rental escalation and 5% projected increase above FY13 spending level ~\$11M
 - Contingency and post closing cost -\$3.5M
 - Liability insurance & environmental services contract ~\$700K
 - Executive searches ~\$100K
 - Student fee funded activities ~400K
 - Additional IT needs for Banner and other projects ~\$355K
- Partially funded the following:
 - Other basic operations NPS needs is funded at ~77% of requested high priority needs ~\$16M
 - Records management project ~\$350K
- \$500K NPS decrease in Athletics as agreed upon

NPS BUDGET BY DIVISION

	FY13 Actual	FY14 Revised Budget	FY15 Requested	FY15 Approved
Academic Affairs	4,473,366	4,735,046	5,495,089	4,067,080
Agency Financial Operations	120,494	230,858	122,006	45,088
Agency Management Programs	18,186,600	18,919,061	19,673,118	16,190,706
Community College	8,881,135	6,909,867	9,498,504	8,644,400
Executive Direction	217,341	347,809	380,341	292,862
Student Administrative Services	2,062,629	2,800,695	3,611,776	2,481,621
University's Communications	278,715	742,636	1,271,700	584,492
Total NPS	34,220,280	34,685,972	40,052,534	32,306,249

OTHER ISSUES

CC BUDGET

- Maintain the current mandated funding level
- Current positions is funded with increase to cover 3% COLA for AFSCME.
- Rental escalation and other projected fixed cost increase is fully funded.

UNFUNDED INITIATIVES

- Enhancement requests:
 - 3% COLA for non-AFSCME ~\$2M
 - Accreditation related ~\$2.2M
 - Community College ~\$4.75M
- Vision 2020: ~ \$2.38M
 - Enrollment Management
 - Online Learning
 - Career Development
 - Continuing Education
 - Faculty Development
 - Experiential Learning
 - Alumni and Advancement
 - Administrative Refresh

Q & A
